

PAPER • OPEN ACCESS

## Straw signal modeling using Garfield++ interface to LTSPICE

To cite this article: A Mukhamejanova *et al* 2023 *J. Phys.: Conf. Ser.* **2642** 012005

View the [article online](#) for updates and enhancements.

You may also like

- [Experience of public procurement of Open Compute servers](#)  
Olof Barring, Marco Guerri, Eric Bonfillou et al.
- [Novel functional and distributed approaches to data analysis available in ROOT](#)  
G. Amadio, J. Blomer, P. Canal et al.
- [Characterisation of the charging up effect in resistive Micromegas detectors](#)  
J Samarati, P Iengo, L Longo et al.

**PRIME**  
PACIFIC RIM MEETING  
ON ELECTROCHEMICAL  
AND SOLID STATE SCIENCE

**HONOLULU, HI**  
October 6-11, 2024

*Joint International Meeting of*  
The Electrochemical Society of Japan (ECS)  
The Korean Electrochemical Society (KECS)  
The Electrochemical Society (ECS)

Early Registration Deadline:  
**September 3, 2024**

**MAKE YOUR PLANS NOW!**

# Straw signal modeling using Garfield++ interface to LTSPICE

**A Mukhamejanova**<sup>1,2,3</sup>, **D Baigarashev**<sup>1,5</sup>, **V Bautin**<sup>1</sup>, **S Bulanova**<sup>4</sup>, **T Enik**<sup>1</sup>, **Y Kamar**<sup>1</sup>, **E Kuznetsova**<sup>4</sup>, **S Nasybulin**<sup>4</sup>, **A Paulau**<sup>1</sup>  
**K Salamatin**<sup>1</sup>, **D Sosnov**<sup>4</sup>, **A Zelenov**<sup>4</sup>

<sup>1</sup>Joint Institute of Nuclear Physics; <sup>2</sup>Al-Farabi Kazakh National University; <sup>3</sup>Institute of Nuclear Physics; <sup>4</sup>NRC Kurchatov Institute - PNPI; <sup>5</sup>L.N. Gumilyov Eurasian National University

E-mail: assel.mukhamejanova@cern.ch, dosbol.baigarashev@cern.ch, vitalii.bautin@cern.ch, bulanova.sophie@gmail.com, temur.enik@cern.ch, ysmayil.kambar@cern.ch, ekaterina.kuznetsova@cern.ch, sergei.nasybulin@gmail.com, aliaksei.paulau@cern.ch, salamatin@jinr.ru, dmitry.sosnov@cern.ch, andrei.zelenov@cern.ch

**Abstract.** The aim of this work is to describe method of modeling straw signal using Garfield++ interface to LTSpice. Straw Tube Trackers will be use in the SPD experiment. When designing such large scale and complex detector it is of extreme importance to run precise simulations. The physical task of this research is to reliably predict drift time and shape signal, which is important for further modeling of electronics for SPD Straw Trackers

## 1. Motivation

Straw Tube Trackers are important detectors in a number of operating and future experiments. The advantage of such trackers is the large area and small material budget. Examples of already existing trackers - ALTAS TRT [1] (straw winding technology), NA62 [2] tracker (ultrasonic welding). Examples of future trackers to be build from straws produced by ultrasonic welding - SPD [3] (JINR), DUNE [4] (US), SHiP (CERN), HIKE (CERN), COMET (Japan).

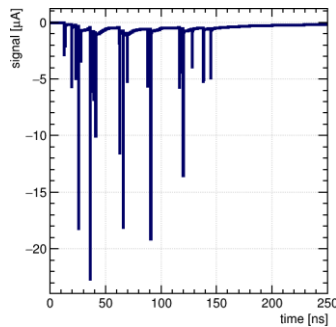
In straw trackers the track coordinates are reconstructed according to the measured signal arrival time defined by the drift time of primary electrons from the track to the anode wire. At the stage of the tracker development and construction it is important to predict its performance for a given geometry, gas mixture and readout electronics.

Garfield++ is an object-oriented toolkit for the detailed simulation of straw tube signals. Interfaced to a program emulating electronics circuit, for example, LTSpice, it can provides full simulation of the straw response as it will be in real experiment.

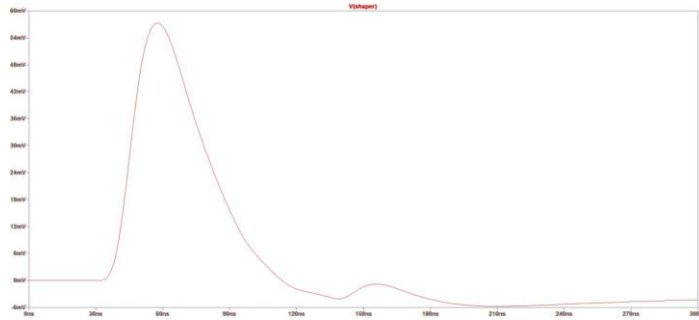
## 2. Simulation

The signals obtained within Garfield++ simulation. Fig. 1. Then this signal was processed by LTSpice. Fig. 2. (LTSPICE is one of the best software for analysis and design of electronic schemes. It is an easy to use, widespread, and free product with very good convergence). Once the signal is processed by LTSpice one can use it for further analysis.



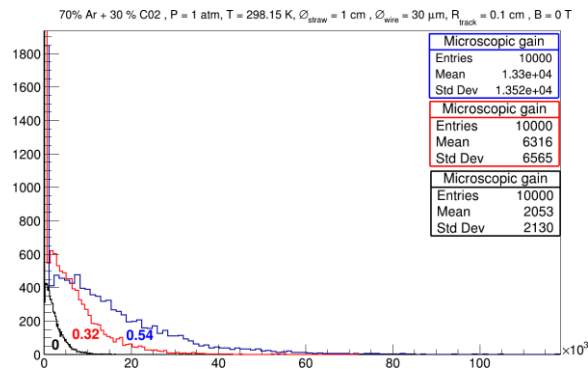


**Figure 1.** Signal from strawtube simulated by Garfield++



**Figure 2.** LTSpice response to the signal provided by Garfield++

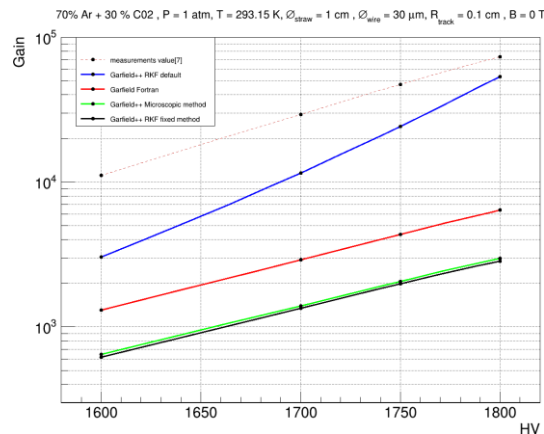
### 2.1. Gas Gain



**Figure 3.** Microscopic gain estimation.

Garfield++ uses 2 ways to predict gas gain when simulating electron avalanche amplification - microscopic (detailed simulation) and Runge-Kutta-Fehlberg function based (fast simulation) methods. In some gas mixtures besides the “direct ionization” atoms can also be ionized in the process when an atom or molecule of the gas is excited to a state which excitation energy is higher than ionization potential of another gas atoms, so de-excitation can cause additional ionization. Such process is known as Penning Effect [5]. Since the Penning Effect is directly related to the gas gain prediction equation, it is important to estimate its contribution to the gas gain value. These estimations has been done in the Fig. 3. The plot demonstrate the gas gain predictions obtained with the microscopic methods for Penning coefficient [6] of 0, 0.32 and 0.54. The expected value for 70%Ar+30%CO<sub>2</sub> gas mixture is 0.54.

Garfield++ gives a good prediction for the drift time for a given high voltage, however the gas gain prediction from both the microscopic and Runge-Kutta-Fehlberg (RKF) methods differ from the experimental data. Fig. 4. Nevertheless the microscopic method allows to obtain a good prediction for gas gain fluctuation and the RKF method allows to use this distribution together with the most probable gas gain values obtained in the measurements. That allows us to provide a good prediction for both the signal shapes and the amplitudes Microscopic method allows one to describe gas gain fluctuation whereas Runge-Kutta-Fehlberg fixed method allows to use given shape, for instance the one that is obtained by microscopic method with fixed drift time mean value. We use the experimental drift time mean value and fast Runge-Kutta-Fehlberg

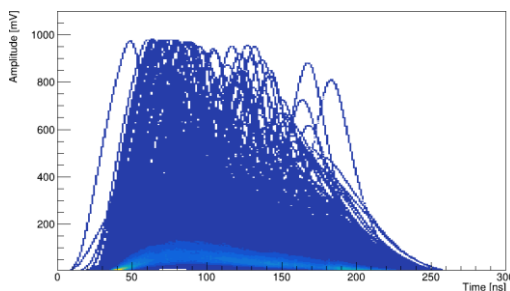


**Figure 4.** Gas Gain vs HV

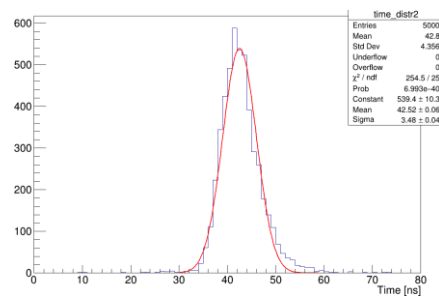
method thus this allows us to obtain signal shapes that are comparable with the real drift time mean values.

### 3. Simulation by Garfield++ after LTSpice

A combination of Garfield++ simulation of a straw tube response interfaced to the LTSpice electronics simulation package allows efficient optimization of the signal circuit path and operation parameters of the readout electronics, and supports performance studies for Straw Trackers operated in magnetic field and with different gas mixtures. We use a model of VMM3a ASIC [8] as the straw readout option in order to evaluate the possibility to use this ASIC for straw tubes. The amplified and shaped signals are compared to a given threshold level and the moment of the signal crossing the threshold is acquired as the measured time  $t$  (drift) - the primary value for the track coordinate reconstruction in the real detector.



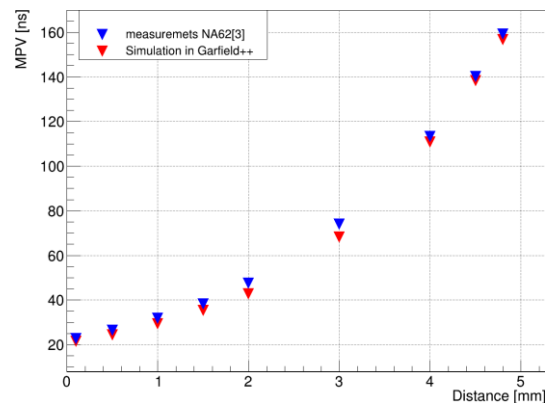
**Figure 5.** Garfield++/LTSpice signals.



**Figure 6.** Moment of 10mV crossing.

#### 3.1. Drift Time

As can be seen from Fig. 7 the data obtained in our Garfield++ simulations reproduce the drift time data measured in the NA62 experiment. The straw parameters used in simulations are as follows: gas mixture – 70%Ar+30%CO<sub>2</sub>, wire and tube diameters – 30  $\mu\text{m}$  and 10 mm respectively. Thus the calculated drift time coincides with the one obtained experimentally.

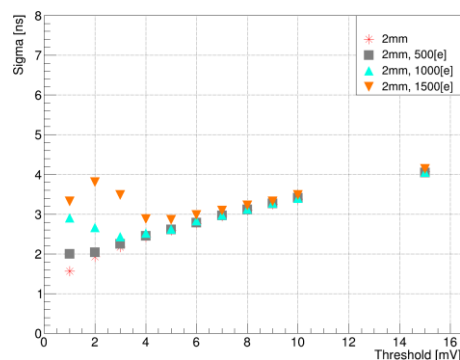


**Figure 7.** MPV from distance to wire.

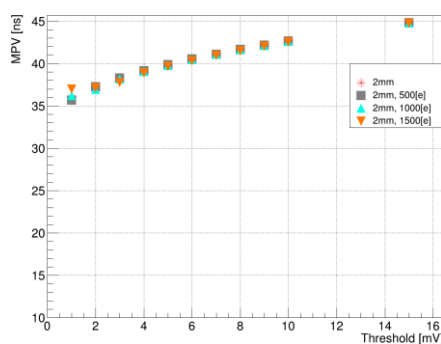
### 3.2. Noises by LTSPICE

To improve the realistic front-end electronics (FEE) model, additive white Gaussian noise (AWGN) simulation was added. The equivalent noise charge (ENC) of 500e (VMM3 nominal value), 1000e and 1500e was simulated. Fig.8, 9. Figure below shows how the time measurements are affected with the noise for different threshold levels.

Careful noise simulation can improve real FEE performance studies and help to chose optimal working parameters for better time and spatial resolution.



**Figure 8.** Sigma vs Threshold.



**Figure 9.** MPV vs Threshold.

## 4. Conclusion

The gas gain values calculated by two different methods (microscopic and Runge-Kutta-Fehlberg for a given most probable value of the gas gain) are the same. Garfield++ drift time prediction looks reasonable and describes well NA62 measurements for the same type of straw. A procedure of adding electronics noise to signals is established, the results will be updated accounting for a realistic noise level. Garfield++ with bug fix allows to reliably predict drift time and shape signal, which is important for further modeling of electronics for SPD Straw Tracker.

## 5. References

- [1] The ATLAS TRT collaboration et al 2008 JINST The ATLAS TRT barrel detector Vol 3 (SISSA - Trieste, Italy) P02014

- [2] The NA62 collaboration 2017 JINST The beam and detector of the NA62 experiment at CERN Vol. 12, (SISSA - Trieste, Italy) P05025
- [3] The SPD collaboration 2021 High Energy Physics Conceptual design of the Spin Physics Detector SPD proto Collaboration (SISSA - Trieste, Italy) E-Print: 2102.00442
- [4] The DUNE collaboration 2016 Physics:Instrumentation and Detectors. Long-Baseline Neutrino Facility (LBNF) and Deep Underground Neutrino Experiment (DUNE) Conceptual Design Report Volume1: TheLBNF and DUNE Projects, (Switzerland) 10.48550/arXiv.1601.05471
- [5] Druyvesteyn M and Penning F 1940 Rev. Mod. Phys. Mechanism of Electrical Discharges in Gases of LowPressure Vol 13,(United States: American Physical Society pp.72-73
- [6] Şahin Ö, Kowalsk Z, Veenhof R. 2014. Nuclear Instruments and Methods in Physics Research Section A: Accelerators, Spectrometers, Detectors and Associated Equipment. High-precision gas gain and energy transfer measurements in Ar–CO<sub>2</sub> mixtures Vol. 768(Amsterdam: Elsevier) pp.104-11
- [7] The SHiP Collaboration 2015 Physics:Instrumentation and Detectors. A Facility to Search for Hidden Particles (SHiP) at the CERN SPS (Switzerland) CERN-SPSC-2015-016, SPSC-P-350
- [8] Bautin V, DemichevM, Enik T and etc. 2023 Nuclear Instruments and Methods in Physics Research Section A: Accelerators, Spectrometers, Detectors and Associated Equipment. VMM3 ASIC as a potential front end electronics solution for future Straw Trackers Vol. 1047, (RUSSIA) 167864